

# QUARTERLY REPORT

---

**CITY SECRETARY**

Brenda Kilgo

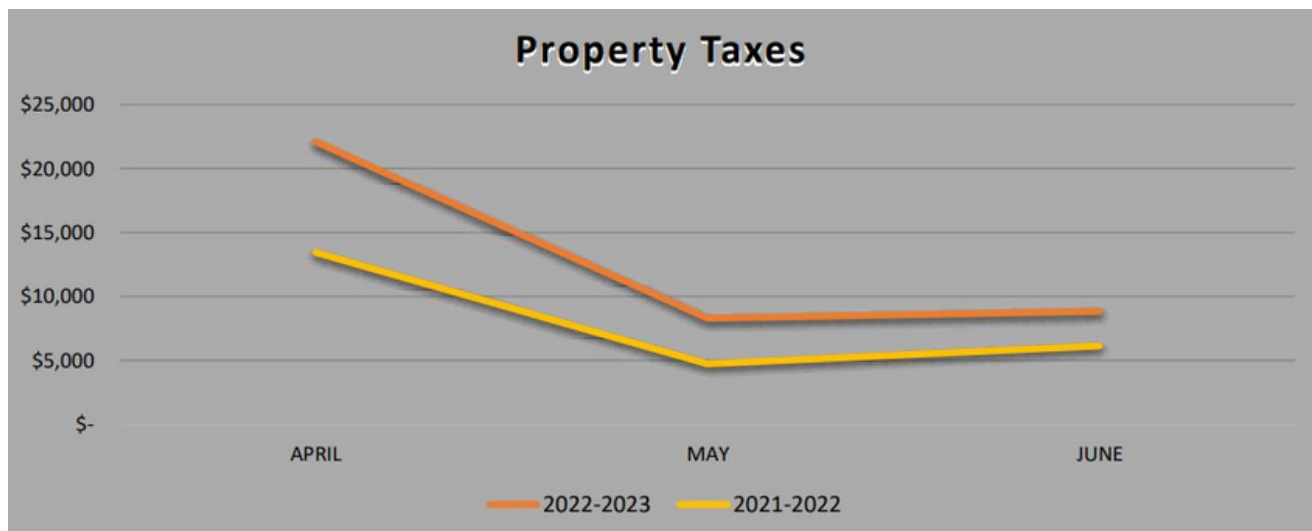


Q3  
2023

# STATS FOR Q3

## APRIL - JUNE 2023

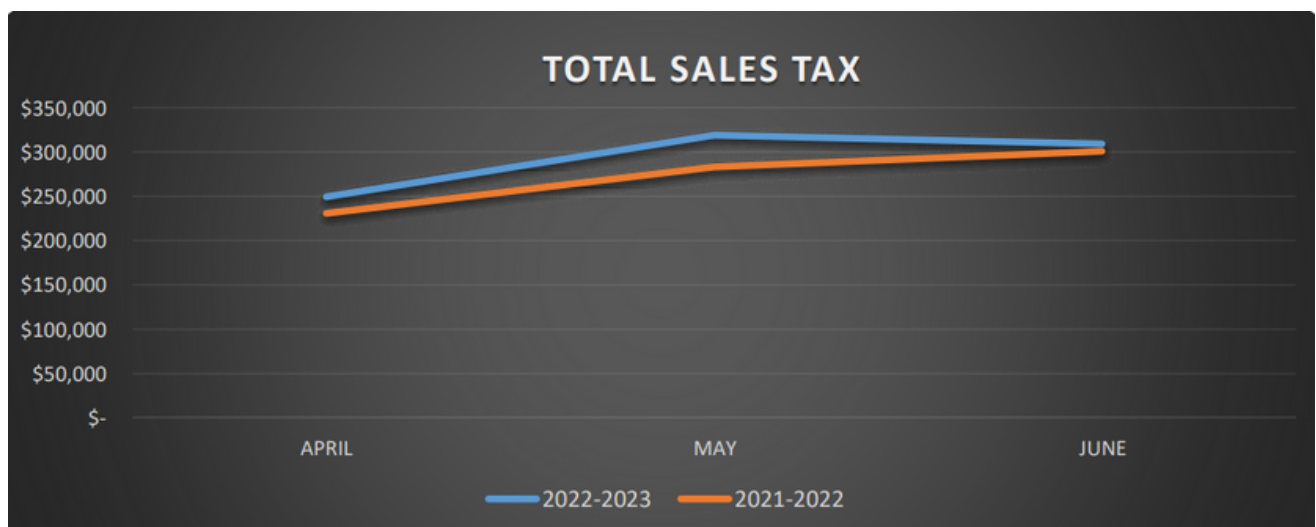
General Fund	Year-to-Date	Budget	Progress %
Revenues	\$3,279,658	\$3,532,886	93%
Expenditures			
Admin	\$883,435	\$1,195,593	74%
Street	\$1,490,018	\$1,786,558	83%
Fire	\$533,123	\$738,000	72%
Police	\$931,938	\$1,189,594	78%
Parks	\$322,321	\$428,500	75%
Fire Marshal	\$3,393	\$8,450	40%
Town Center	\$971,039	\$1,184,000	82%
<b>Total</b>	<b>\$5,135,267</b>	<b>\$6,530,695</b>	<b>79%</b>



# STATS FOR Q3

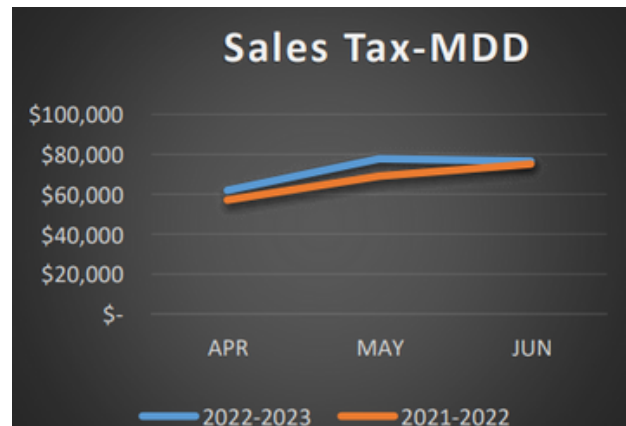
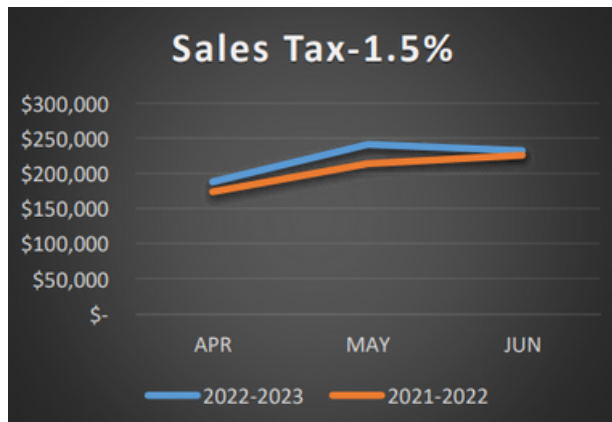
## APRIL - JUNE 2023

CVB Fund	Year-to-Date	Budget	Progress %
Revenues	\$225,031	\$219,500	103%
Expenditures			
CVB	\$183,854	\$314,194	59%
Visitors Center	\$33,740	\$41,200	82%
<b>Total</b>	<b>\$217,594</b>	<b>\$355,394</b>	<b>61%</b>



# STATS FOR Q3

## APRIL - JUNE 2023



MDD Fund	Year-to-Date	Budget	Progress %
Revenues	\$797,921	\$586,600	136%
Expenditures			
Admin	\$212,919	\$261,095	82%
Property MGMT	\$21,597	\$57,800	37%
Special Projects	\$724,029	\$1,165,614	62%
<b>Total</b>	<b>\$958,545</b>	<b>\$1,484,509</b>	<b>65%</b>

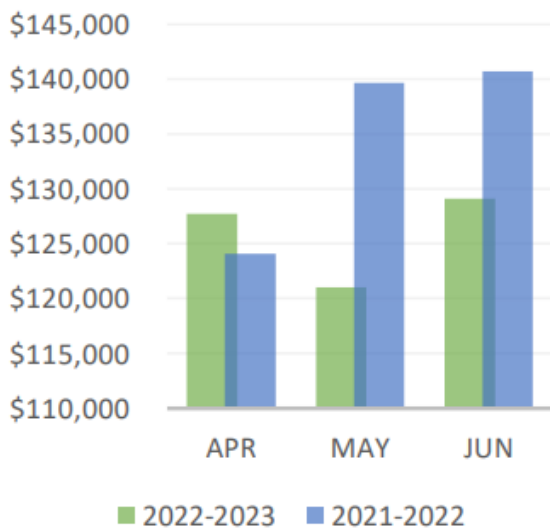
65%

# STATS FOR Q3

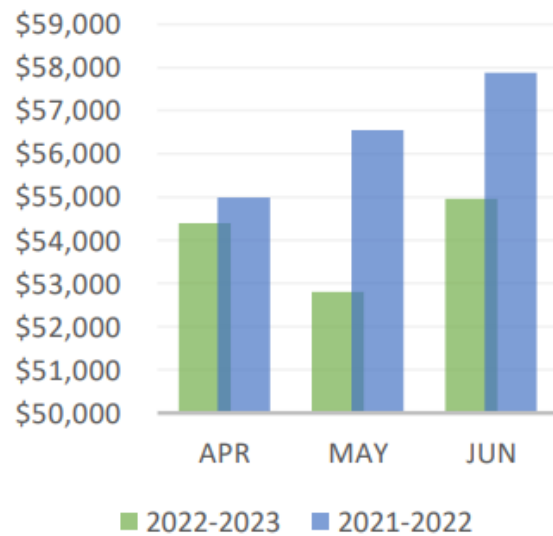
## APRIL - JUNE 2023

Water Fund	Year-to-Date	Budget	Progress %
Revenues	\$1,177,390	\$1,509,668	78%
Expenditures	\$1,084,660	\$1,891,965	57%

### WATER SALES



### SEWER SALES



Sewer Fund	Year-to-Date	Budget	Progress %
Revenues	\$631,399	\$755,000	84%
Expenditures			
Operations	\$446,748	\$830,633	54%
Agriculture	\$48,291	\$56,500	85%
<b>Total</b>	<b>\$495,038</b>	<b>\$887,133</b>	<b>56%</b>

# STATS FOR Q3

## APRIL - JUNE 2023

Sanitation Fund	Year-to-Date	Budget	Progress %
Revenues	\$855,830	\$583,250	147%
Expenditures	\$758,695	\$649,424	117%

### SANITATION SALES



### TOTAL UTILITY SALES

