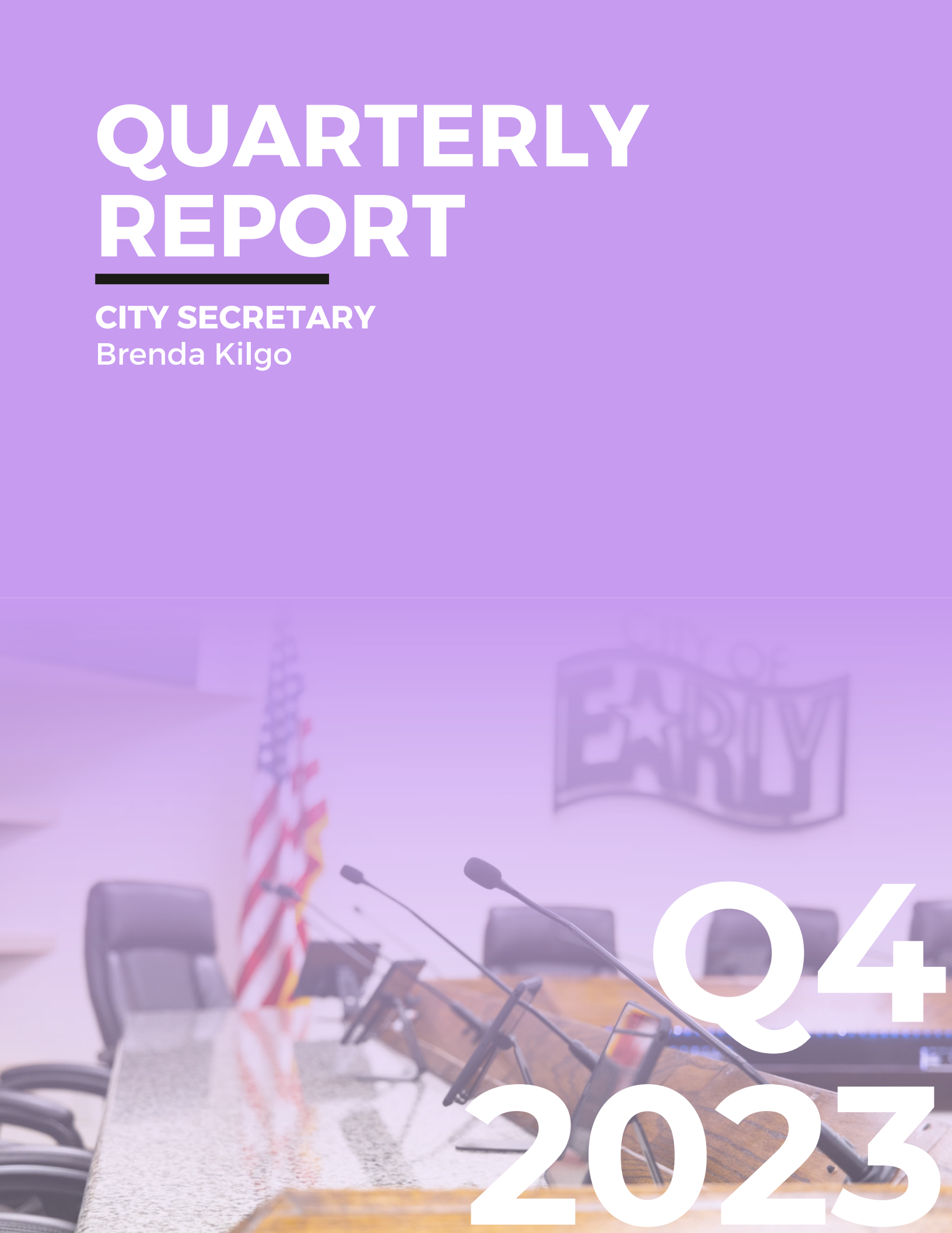


# QUARTERLY REPORT

---

**CITY SECRETARY**

Brenda Kilgo

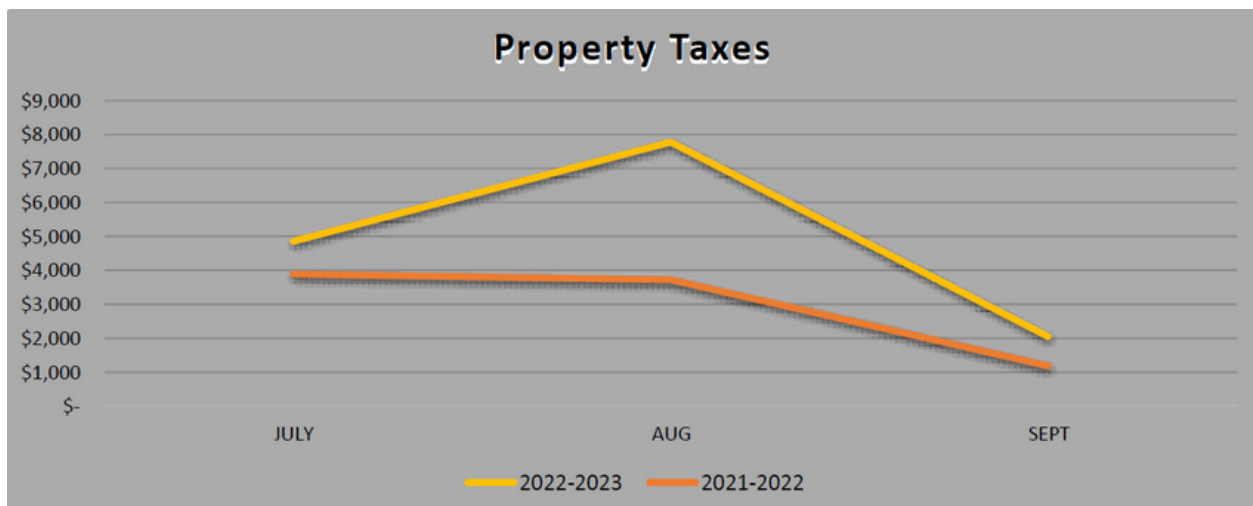



Q4  
2023

# STATS FOR Q4

## JULY - SEPTEMBER 2023

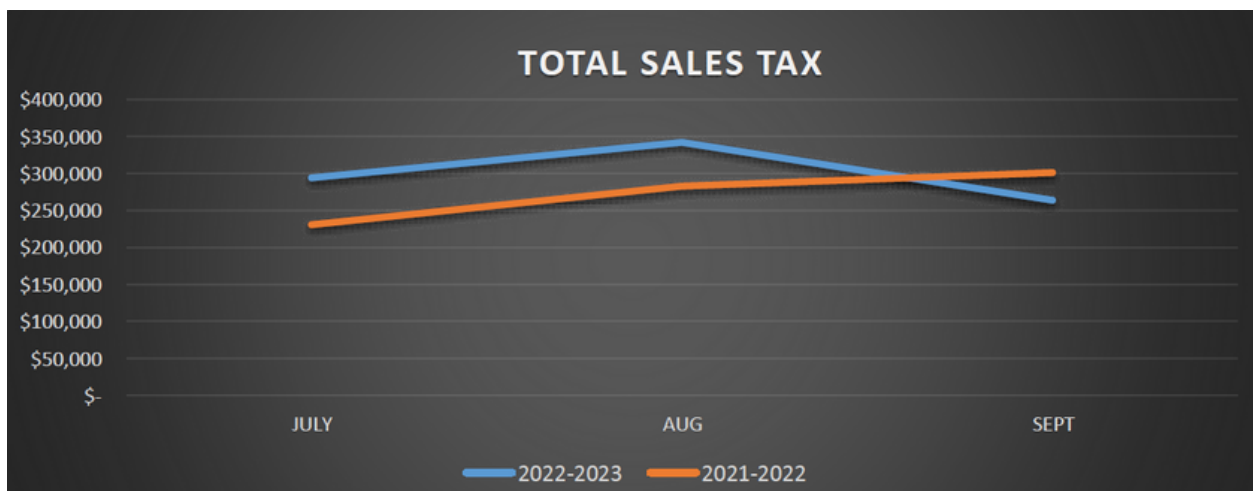
GENERAL FUND		Year-to-Date	Budget	Progress %
Revenues		\$ 4,380,740	\$ 4,699,886	93%
Expenditures				
	Admin	\$ 1,165,329	\$ 1,195,593	97%
	Street	\$ 1,270,138	\$ 1,868,558	68%
	Fire	\$ 717,186	\$ 761,000	94%
	Police	\$ 1,176,395	\$ 1,189,594	99%
	Parks	\$ 411,655	\$ 456,350	90%
	Fire Marshal	\$ 4,451	\$ 8,450	53%
	Town Center	\$ 1,146,115	\$ 1,184,000	97%
	<b>Total</b>	<b>\$ 5,891,270</b>	<b>\$ 6,663,545</b>	<b>88%</b>



# STATS FOR Q4

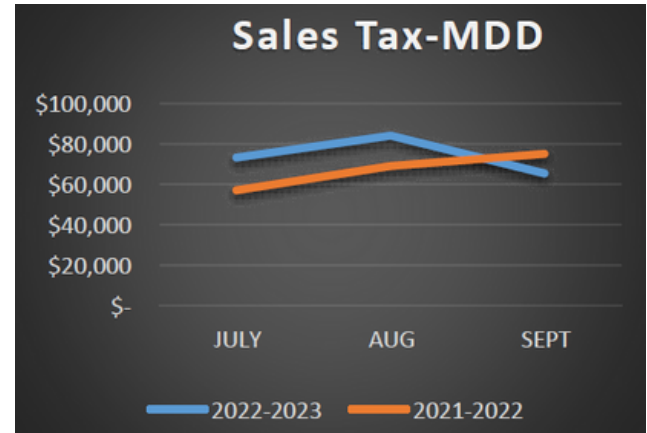
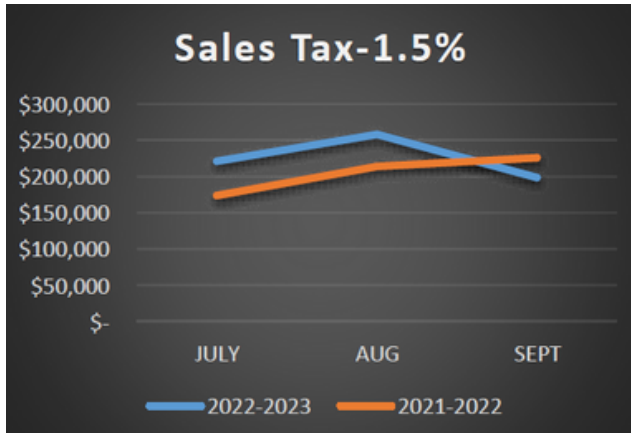
## JULY - SEPTEMBER 2023

CVB FUND		Year-to-Date	Budget	Progress %
Revenues		\$ 294,385	\$ 219,500	134%
Expenditures				
	CVB	\$ 236,598	\$ 314,194	75%
	Visitors Center	\$ 45,159	\$ 41,200	110%
	<b>Total</b>	<b>\$ 281,757</b>	<b>\$ 355,394</b>	<b>79%</b>



# STATS FOR Q4

## JULY - SEPTEMBER 2023



MDD FUND		Year-to-Date	Budget	Progress %
Revenues		\$ 1,649,270	\$ 1,736,600	95%
Expenditures				
	Admin	\$ 246,571	\$ 261,095	94%
	Property MGMT	\$ 33,054	\$ 57,800	57%
	Special Projects	\$ 792,545	\$ 1,974,925	40%
	<b>Total</b>	<b>\$ 1,072,171</b>	<b>\$ 2,293,820</b>	<b>47%</b>

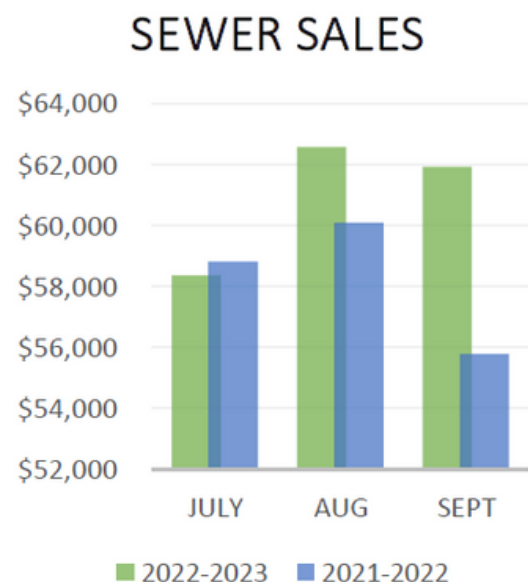
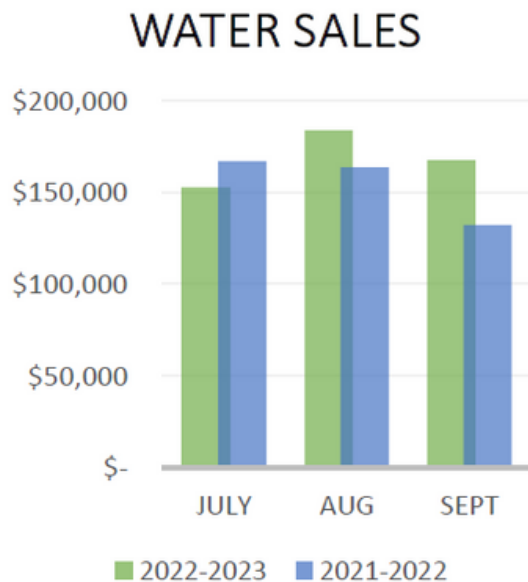
47%



# STATS FOR Q4

## JULY - SEPTEMBER 2023

WATER FUND		Year-to-Date	Budget	Progress %
Revenues		\$ 1,758,586	\$ 1,509,668	116%
Expenditures		\$ 1,490,174	\$ 1,891,965	79%



SEWER FUND		Year-to-Date	Budget	Progress %
Revenues		\$922,176	\$855,000	108%
Expenditures				
	Operations	\$747,406	\$951,683	79%
	Agriculture	\$78,529	\$56,500	139%
	<b>Total</b>	<b>\$825,935</b>	<b>\$1,008,183</b>	<b>82%</b>

# STATS FOR Q4

## JULY - SEPTEMBER 2023

SANITATION FUND	Year-to-Date	Budget	Progress %
Revenues	\$1,047,453	\$1,001,095	105%
Expenditures	\$989,274	\$1,100,786	90%

### SANITATION SALES



### TOTAL UTILITY SALES

