

# Q3 2024 Report

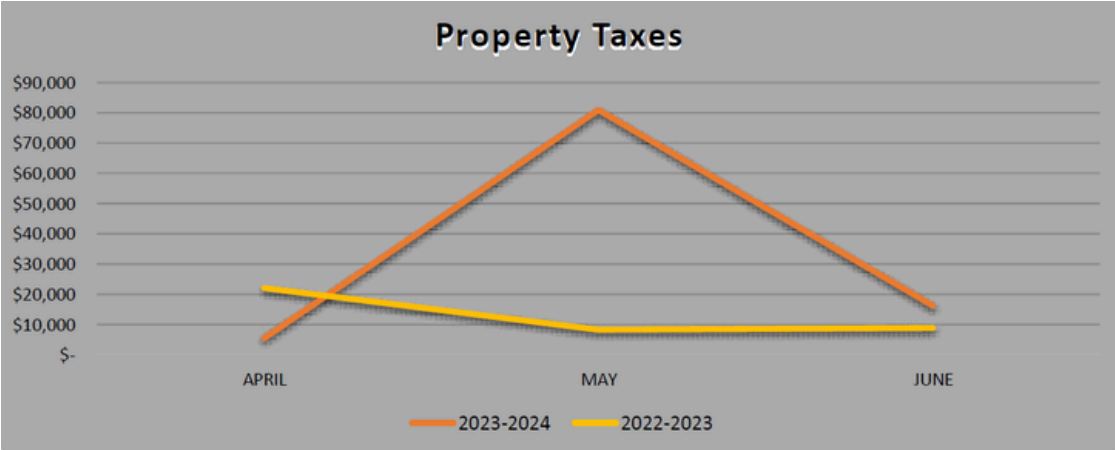

**CITY  
SECRETARY  
BRENDA KILGO**



# STATS FOR Q3

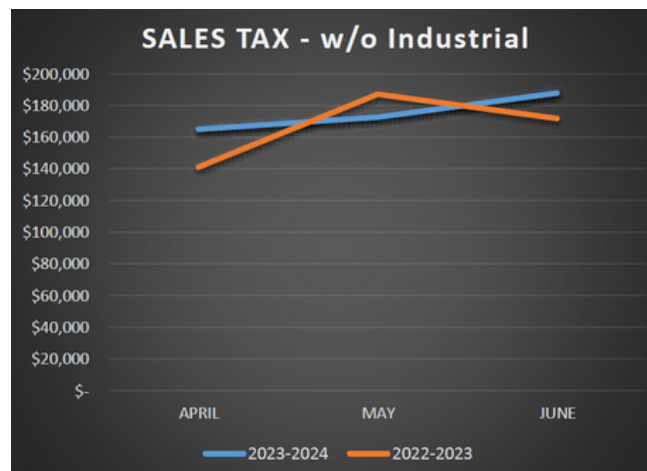
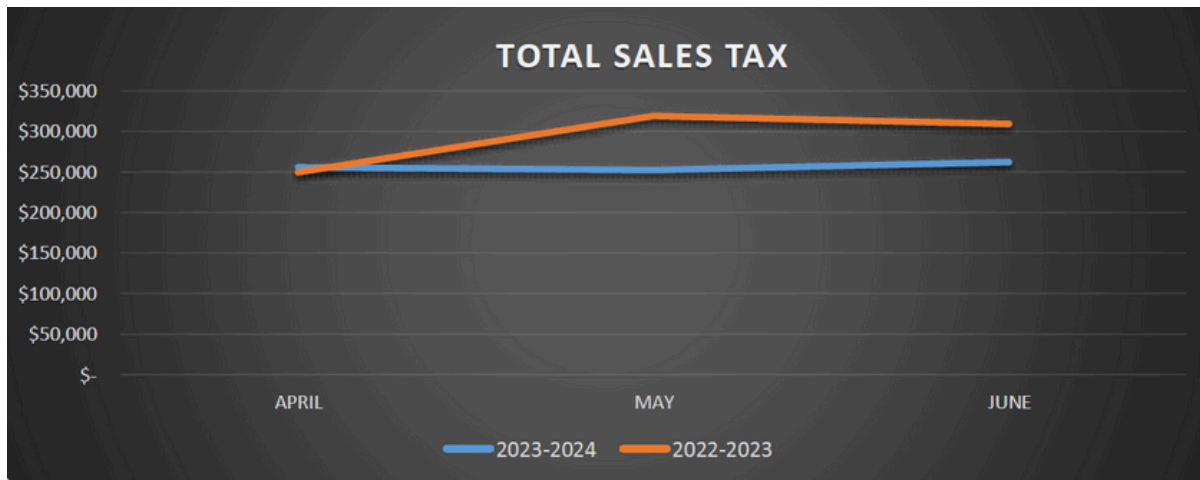
## APRIL - JUNE 2024

GENERAL FUND		Year-to-Date	Budget	Progress %
Revenues		\$ 3,926,505	\$ 5,147,872	76%
Expenditures				
	Admin	\$ 1,702,903	\$ 2,970,675	57%
	Street	\$ 1,033,641	\$ 1,271,945	81%
	Fire	\$ 598,754	\$ 819,900	73%
	Police	\$ 1,093,778	\$ 1,459,300	75%
	Parks	\$ 304,555	\$ 452,800	67%
	Fire Marshal	\$ 10,281	\$ 19,675	52%
	Town Center	\$ 193,999	\$ 230,363	84%
	Total	\$ 4,937,911	\$ 7,224,658	68%



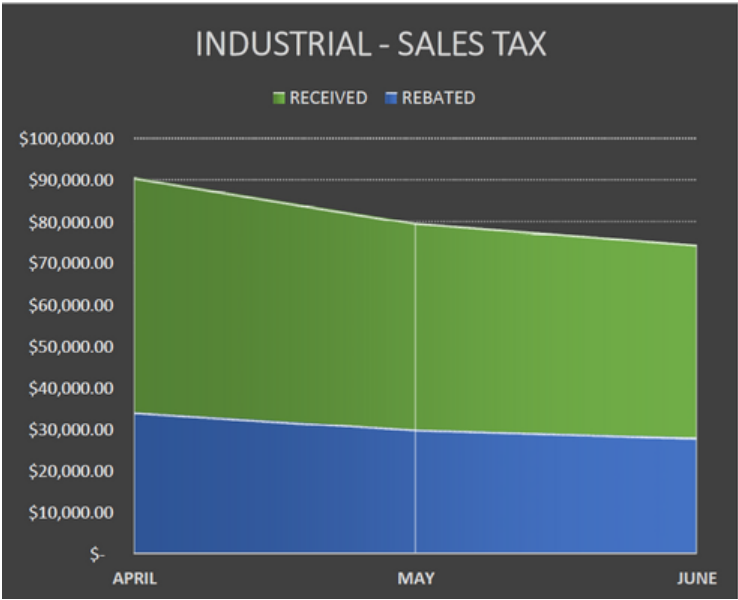
# STATS FOR Q3

## APRIL - JUNE 2024



# STATS FOR Q3

## APRIL - JUNE 2024



MDD FUND		Year-to-Date	Budget	Progress %
Revenues		\$ 613,653	\$ 587,500	104%
Expenditures				
	Admin	\$ 769,727	\$ 268,670	286%
	Property MGMT	\$ 20,028	\$ 59,200	34%
	Special Projects	\$ 371,203	\$ 1,045,136	36%
	Total	\$ 1,160,958	\$ 1,373,006	85%

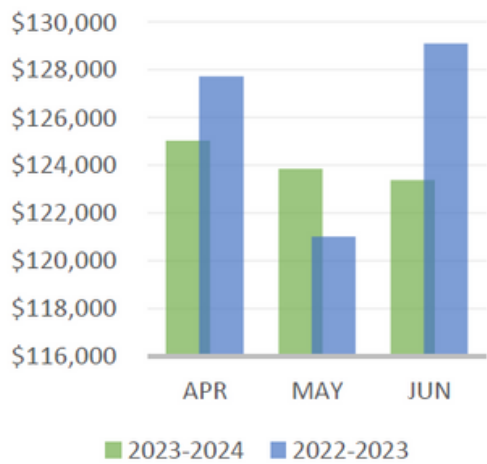


# STATS FOR Q3

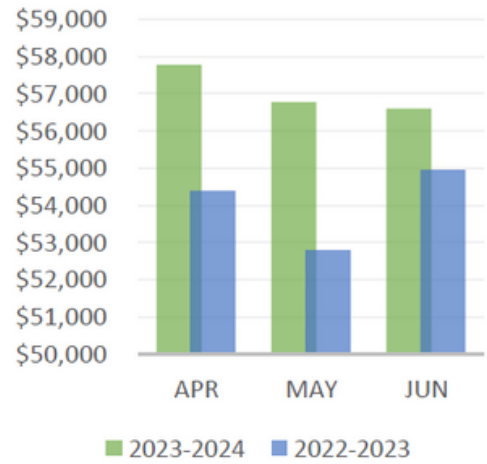
## APRIL - JUNE 2024

WATER FUND		Year-to-Date	Budget	Progress %
Revenues		\$ 1,163,078	\$ 1,473,000	79%
Expenditures		\$ 835,639	\$ 1,703,750	49%

WATER SALES



SEWER SALES



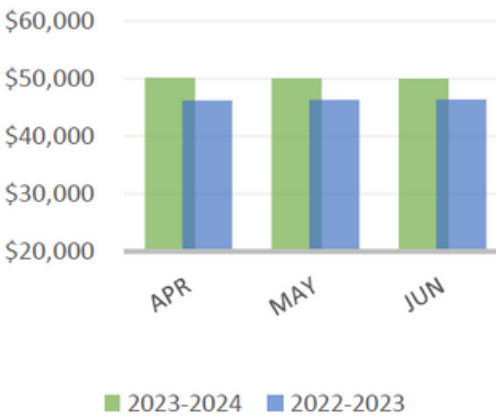
SEWER FUND		Year-to-Date	Budget	Progress %
Revenues		\$623,512	\$739,300	84%
Expenditures				
	Operations	\$434,993	\$803,824	54%
	Agriculture	\$70,610	\$105,500	67%
	<b>Total</b>	<b>\$505,603</b>	<b>\$909,324</b>	<b>56%</b>

# STATS FOR Q3

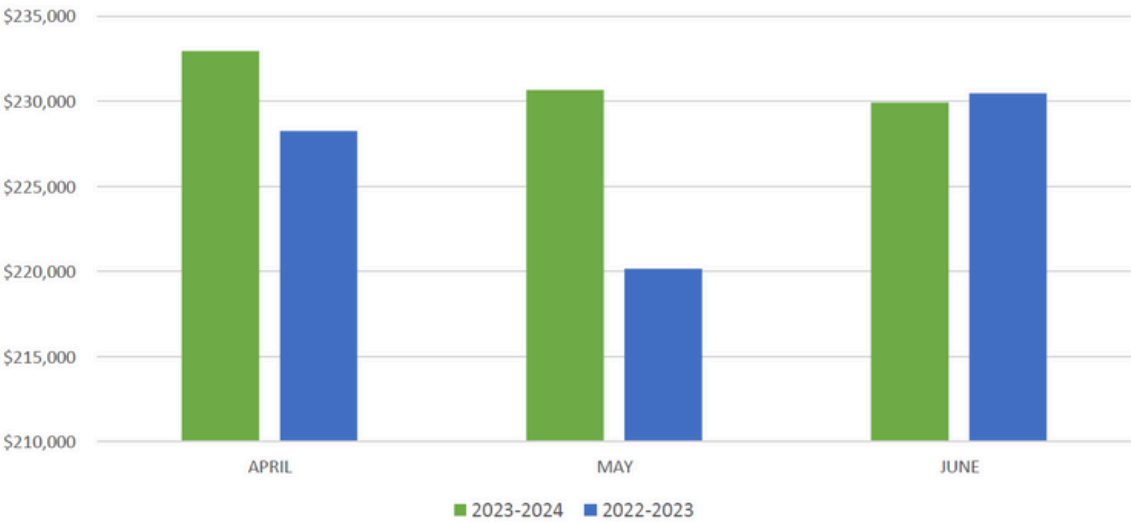
## APRIL - JUNE 2024

SANITATION FUND	Year-to-Date	Budget	Progress %
Revenues	\$508,891	\$619,250	82%
Expenditures	\$438,470	\$703,480	62%

### SANITATION SALES



### TOTAL UTILITY SALES



# STATS FOR Q3

## APRIL - JUNE 2024

CVB FUND		Year-to-Date	Budget	Progress %
Revenues		\$ 207,061	\$ 248,750	83%
Expenditures				
	CVB	\$ 256,451	\$ 351,514	73%
	Visitors Center	\$ 18,296	\$ 36,700	50%
	<b>Total</b>	<b>\$ 274,747</b>	<b>\$ 388,214</b>	<b>71%</b>



CAPITAL PROJECTS FUND		Year-to-Date	Budget	Progress %
Revenues		\$ 918,155	\$ 1,813,250	51%
Expenditures				
	Streets	\$ 104,987	\$ 2,750,000	4%
	ARPA-Water	-	-	0%
	ARPA-Sewer	-	-	0%
	Drainage/Storm Water	-	-	0%
	Town Center	\$ 2,637,643	\$ 2,795,000	94%
	Parks & Rec	-	-	0%
	<b>Total</b>	<b>\$ 2,742,630</b>	<b>\$ 5,545,000</b>	<b>49%</b>

