

## 1ST QUARTER 2020-2021 FINANCIAL REPORT

<b>GENERAL FUND</b>	<b>Year-to-Date</b>	<b>Budget</b>	<b>Progress %</b>
REVENUES	\$ 751,352	\$ 2,647,745	28%
EXPENDITURES			
ADMIN	\$ 282,195	\$ 869,145	32%
STREET	\$ 99,823	\$ 590,516	17%
FIRE	\$ 219,437	\$ 733,506	30%
POLICE	\$ 296,693	\$ 1,099,284	27%
PARKS	\$ 67,353	\$ 378,300	18%
FIRE MARSHAL	\$ -	\$ 4,150	0%
TOTAL	\$ 965,500	\$ 3,674,901	26%

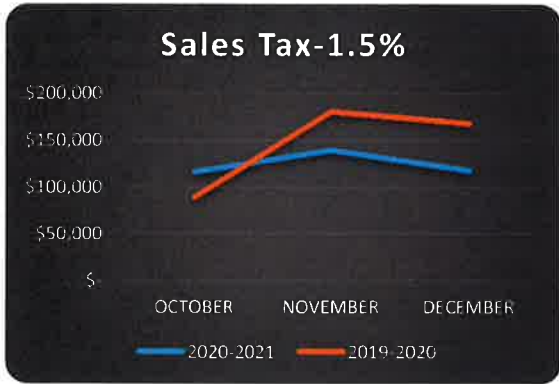
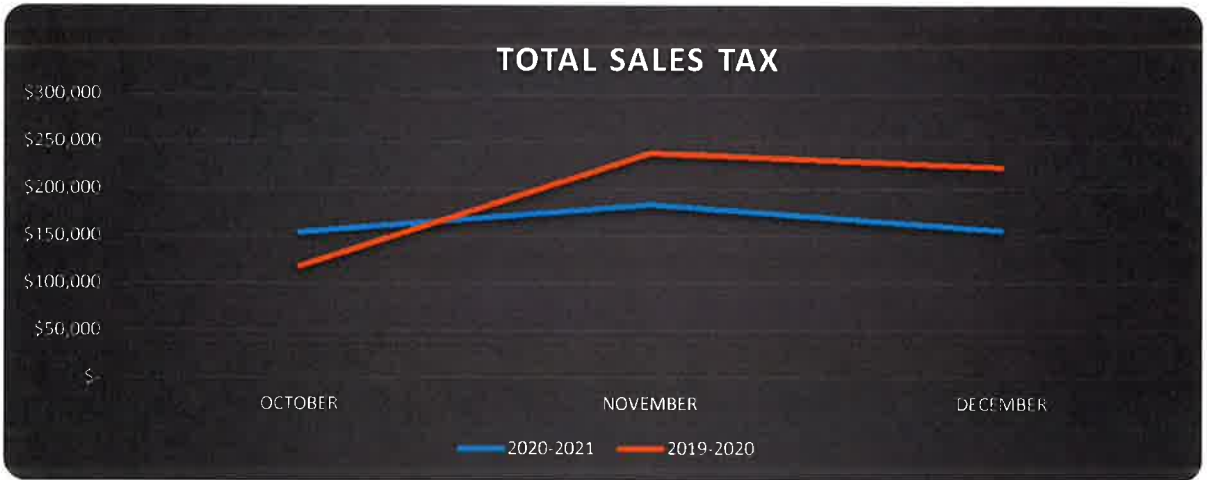
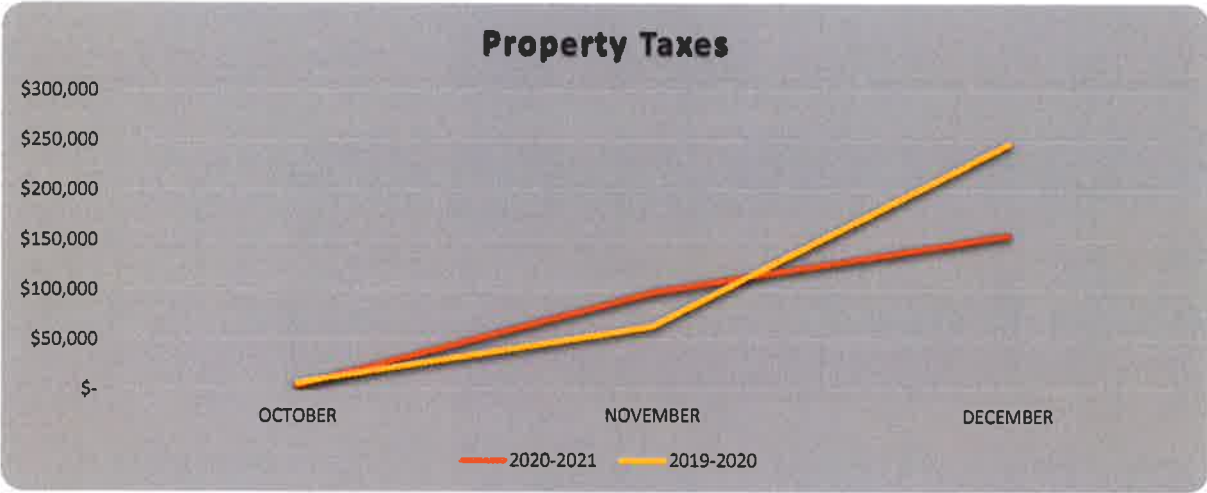
<b>CVB FUND</b>	<b>Year-to-Date</b>	<b>Budget</b>	<b>Progress %</b>
REVENUES	\$ 42,841	\$ 232,300	18%
EXPENDITURES			
CVB	\$ 39,554	\$ 245,102	16%
SHOWCASE	\$ -	\$ -	0%
VISITORS CENTER	\$ 6,229	\$ 46,900	13%
TOTAL	\$ 45,783	\$ 292,002	16%

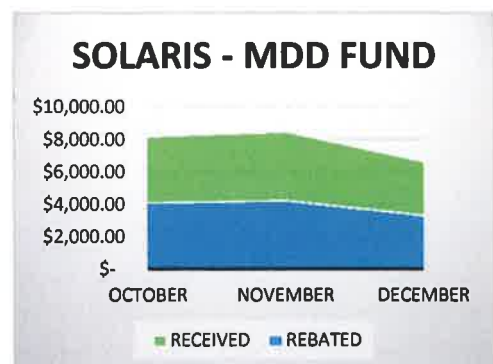
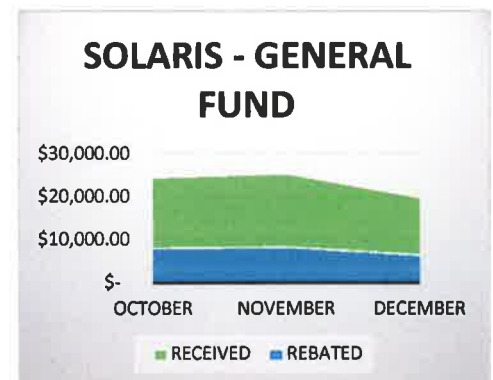
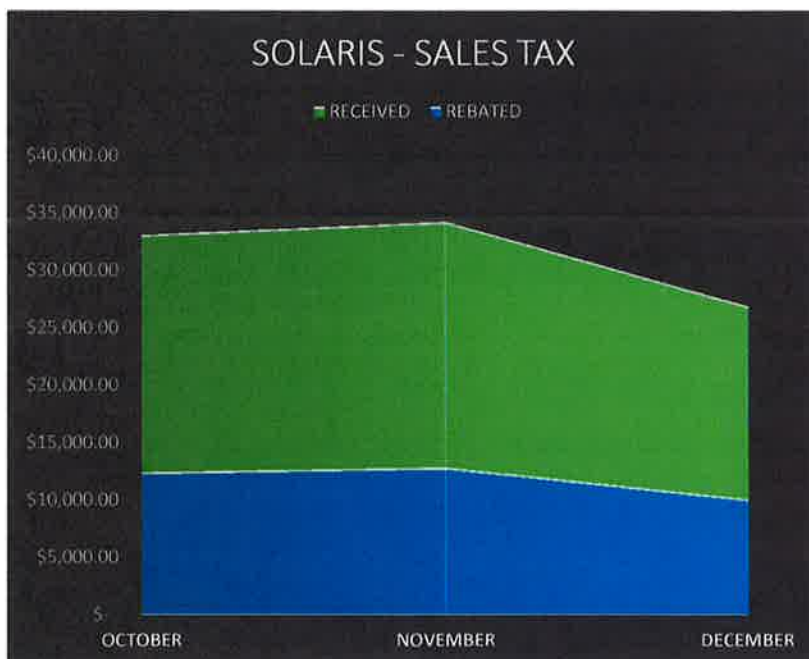
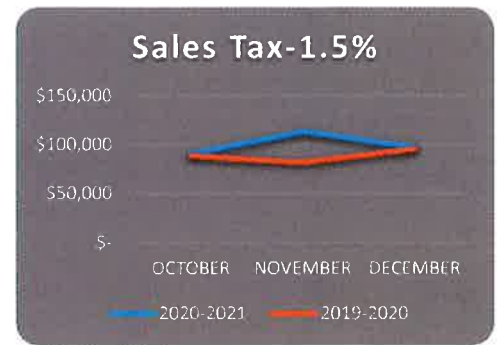
<b>MDD FUND</b>	<b>Year-to-Date</b>	<b>Budget</b>	<b>Progress %</b>
REVENUES	\$ 157,091	\$ 461,400	34%
EXPENDITURES			
ADMIN	\$ 54,686	\$ 200,100	27%
PROPERTY MGMT	\$ 6,392	\$ 62,200	10%
SPECIAL PROJECTS	\$ 42,455	\$ 284,510	15%
TOTAL	\$ 103,533	\$ 546,810	19%

<b>WATER FUND</b>	<b>Year-to-Date</b>	<b>Budget</b>	<b>Progress %</b>
REVENUES	\$ 338,680	\$ 1,300,600	26%
EXPENDITURES	\$ 221,336	\$ 1,596,050	14%

<b>SEWER FUND</b>	<b>Year-to-Date</b>	<b>Budget</b>	<b>Progress %</b>
REVENUES	\$ 137,756	\$ 499,000	28%
EXPENDITURES			
OPERATIONS	\$ 63,204	\$ 545,000	12%
AGRICULTURE	\$ 19,075	\$ 71,500	27%
TOTAL	\$ 82,278	\$ 616,500	13%

<b>SANITATION FUND</b>	<b>Year-to-Date</b>	<b>Budget</b>	<b>Progress %</b>
REVENUES	\$ 122,708	\$ 480,250	26%
EXPENDITURES	\$ 103,755	\$ 552,313	19%

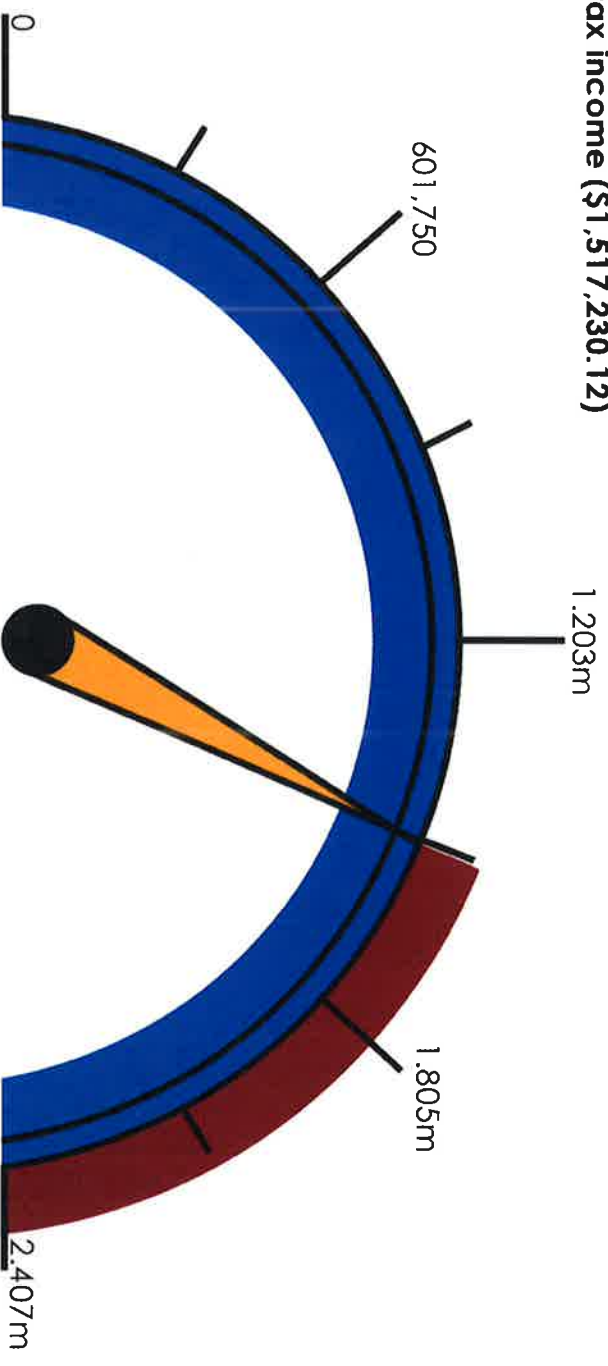


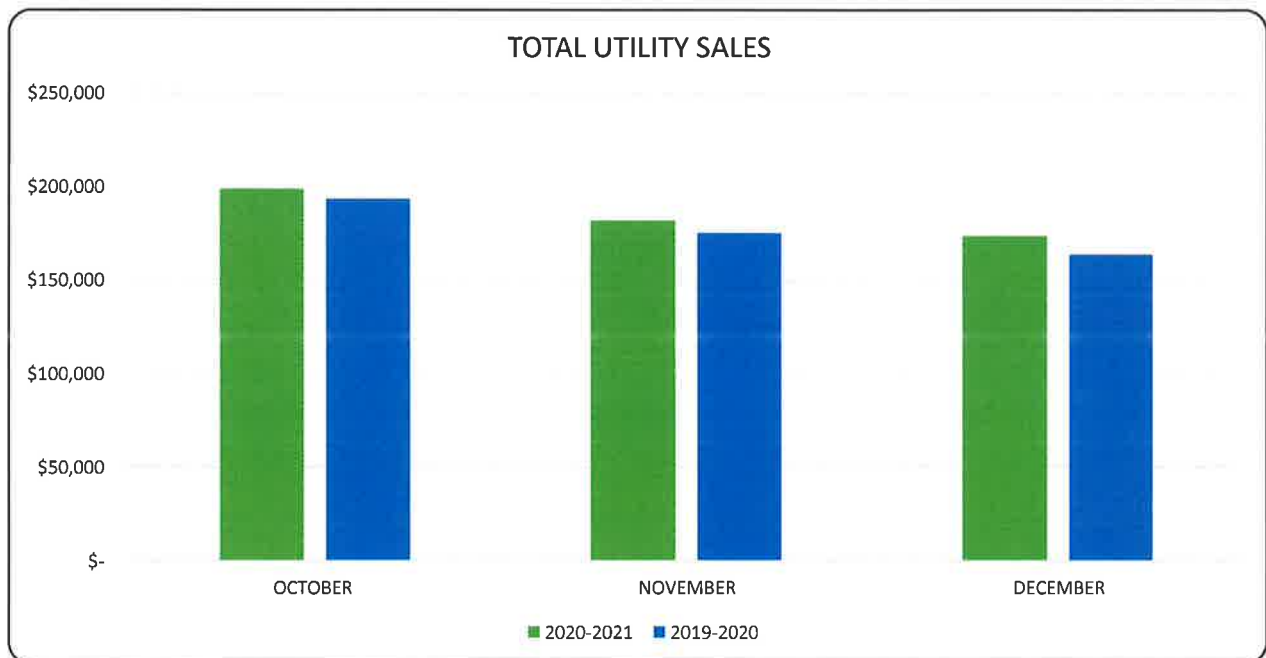
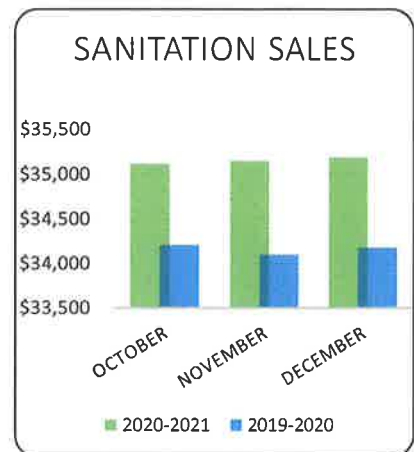
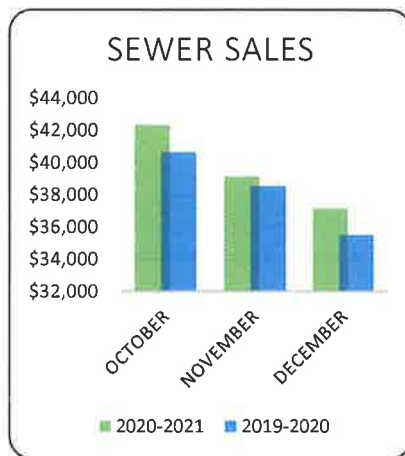
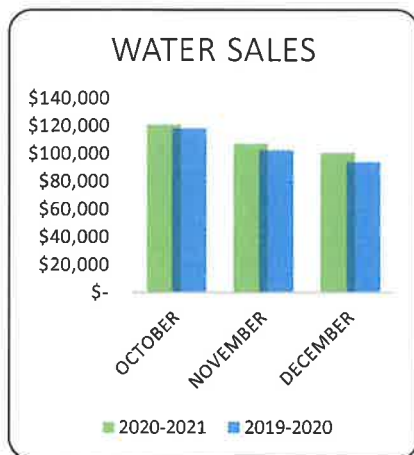


# Total Sales Tax from Solaris

November 2019 - December 2020

- Amount recieved in sales tax (\$2,407,271.58)
- Amount returned through rebate (\$890,041.46)
- Actual total of sales tax income (\$1,517,230.12)





## CHECKING ACCOUNT BALANCES DECEMBER 31, 2020

GENERAL CK	\$1,453,490
GENERAL EQUIP.	\$128,807
BEAUTI. CK	\$14,609
SEIZURE CK	\$1,843
GEN. RFDG	\$159,728
CVB CK	\$88,602
MDD CK	\$633,981
MDD-DEV PROJECTS	\$76,334
SERIES 2017 I & S	\$53,848
WATER CK	\$100,090
WATER I & S	\$312,142
SEWER CK	\$92,768
SEWER I&S	\$128,962
SEWER CONST	\$11,258
SANIT. CK	\$63,616
PROP. MANG.CK	\$16,217
 TOTAL FUNDS	 <b>\$3,336,295</b>
FDIC	(\$500,000)
	\$2,836,295
 102% PLEDGE REQUIRED	 \$2,893,021
 12/31/20 Market Value pledged Bonds	 \$5,855,528